

## Human Resources 2018-19

Institution: University of Missouri-Kansas City (178402)

User ID: 29C0011

## Overview

## Human Resources Overview

Welcome to the IPEDS Human Resources (HR) survey component. The HR component collects important information about your institution's staff.

## Data Reporting Reminders

- Report each employee only once. If an employee could be coded in more than one occupation, code the employee in the occupation that requires the highest level of skill OR if there is no measurable difference in skill requirements, code the employee in the occupation in which they spend the most time.   
 (Reporting institutions only) include all full-time, non-medical school, instructional staff - both with and without faculty status.

See the instructions for the **Key Reporting Concepts** section -- basic reporting concepts that will assist you in completing the Human Resources survey component.

## Resources:

- To download the survey materials for this component: [Survey Materials](#)
- All staff must now be reported using the new IPEDS occupational categories, which align with the 2018 Standard Occupational Classification (SOC) codes. Additional information and resources can be found in the [IPEDS HR/SOC Information Center](#), including general information about the SOC, the IPEDS/SOC crosswalk, a SOC Browse Tool, Frequently Asked Questions, and Web Tutorials.
- To access your prior year data submission for this component: [Reported Data](#)

If you have questions about completing this survey, please contact the **IPEDS Help Desk at 1-877-225-2568**.



**Part A1 - Full-time Instructional Staff by Academic Rank and Tenure Status - Tenured**










Two or more races	<input type="text" value="0"/>	<input type="text" value="0"/>	<input type="text" value="0"/>	<input type="text" value="0"/>	<input type="text" value="0"/>	<input type="text" value="0"/>	0
Race and ethnicity unknown	<input type="text" value="0"/>	<input type="text" value="0"/>	<input type="text" value="0"/>	<input type="text" value="0"/>	<input type="text" value="0"/>	<input type="text" value="0"/>	0
<b>Total women</b>	0	0	0	0	0	0	0
<b>Total (men+women)</b>	0	0	0	0	0	0	0
Total from prior year							



**Part A1 - Full-time Instructional Staff by Academic Rank and Tenure Status - Annual**

Table content is missing or blank.







**Part A1 - Full-time Instructional Staff by Academic Rank and Tenure Status -  
Indefinite duration contract**

--	--	--	--	--	--	--	--	--













<div style="text-align: center;">_____</div>			
	_____	_____	_____
_____		<input type="checkbox"/>	<input type="checkbox"/>
_____		<input type="checkbox"/>	<input type="checkbox"/>
_____		<input type="checkbox"/>	<input type="checkbox"/>
_____		<input type="checkbox"/>	<input type="checkbox"/>
_____		<input type="checkbox"/>	<input type="checkbox"/>
_____		<input type="checkbox"/>	<input type="checkbox"/>
_____		<input type="checkbox"/>	<input type="checkbox"/>
_____		<input type="checkbox"/>	<input type="checkbox"/>
_____		<input type="checkbox"/>	<input type="checkbox"/>
	_____	_____	_____
		<input type="checkbox"/>	<input type="checkbox"/>
		<input type="checkbox"/>	<input type="checkbox"/>
		<input type="checkbox"/>	<input type="checkbox"/>
		<input type="checkbox"/>	<input type="checkbox"/>
		<input type="checkbox"/>	<input type="checkbox"/>
		<input type="checkbox"/>	<input type="checkbox"/>
		<input type="checkbox"/>	<input type="checkbox"/>
		<input checked="" type="checkbox"/>	<input type="checkbox"/>
		<input type="checkbox"/>	<input type="checkbox"/>



Institution: University of Missouri-Kansas City (178402)


User ID: 29C0011

**Part B1 - Full-time Non-instructional Staff by Occupational Category**

Number of Full-time Non-instructional Staff  
by Occupational Category

As of November 1, 2018

- Report Hispanic/Latino individuals of any race as Hispanic/Latino
- Report race for non-Hispanic/Latino individuals only
- Include both medical school and non-medical school staff

Race/ethnicity	<u>Archivists, Curators, and Museum Technicians</u> 25-4010	<u>Librarians and Media Collections Specialists</u> 25-4020	<u>Library Technicians</u> 25-4030	 <u>Student and Academic Affairs and Other Education Services Occupations</u> 25-2000 + 25-3000 + 25-9000
<u>Nonresident alien</u>	<input type="text" value="0"/>	<input type="text" value="0"/>	<input type="text" value="0"/>	<input type="text" value="0"/>
<u>Hispanic/Latino</u>	<input type="text" value="0"/>	<input type="text" value="0"/>	<input type="text" value="0"/>	<input type="text" value="0"/>
<u>American Indian or Alaska Native</u>	<input type="text" value="0"/>	<input type="text" value="0"/>	<input type="text" value="0"/>	<input type="text" value="0"/>
<u>Asian</u>	<input type="text" value="0"/>	<input type="text" value="1"/>	<input type="text" value="0"/>	<input type="text" value="0"/>
<u>Black or African American</u>	<input type="text" value="0"/>	<input type="text" value="0"/>	<input type="text" value="0"/>	<input type="text" value="0"/>
<u>Native Hawaiian or Other Pacific Islander</u>	<input type="text" value="0"/>	<input type="text" value="0"/>	<input type="text" value="0"/>	<input type="text" value="0"/>
<u>White</u>	<input type="text" value="0"/>	<input type="text" value="11"/>	<input type="text" value="0"/>	<input type="text" value="3"/>
Two or more races	<input type="text" value="0"/>	<input type="text" value="0"/>	<input type="text" value="0"/>	<input type="text" value="0"/>
<u>Race and ethnicity unknown</u>	<input type="text" value="0"/>	<input type="text" value="0"/>	<input type="text" value="0"/>	<input type="text" value="0"/>
<b>Total men</b>	0	12	0	3

Race/ethnicity	<u>Archivists, Curators, and Museum Technicians</u> 25-4010	<u>Librarians and Media Collections Specialists</u> 25-4020	<u>Library Technicians</u> 25-4030	<u>Student and Academic Affairs and Other Education Services Occupations</u> 25-2000 + 25-3000 + 25-9000
Nonresident alien	<input type="text" value="0"/>	<input type="text" value="0"/>	<input type="text" value="0"/>	<input type="text" value="0"/>
Hispanic/Latino	<input type="text" value="0"/>	<input type="text" value="1"/>	<input type="text" value="0"/>	<input type="text" value="1"/>
American Indian or Alaska Native	<input type="text" value="0"/>	<input type="text" value="0"/>	<input type="text" value="0"/>	<input type="text" value="0"/>
Asian	<input type="text" value="0"/>	<input type="text" value="0"/>	<input type="text" value="0"/>	<input type="text" value="0"/>
Black or African American	<input type="text" value="0"/>	<input type="text" value="2"/>	<input type="text" value="0"/>	<input type="text" value="5"/>
Native Hawaiian or Other Pacific Islander	<input type="text" value="0"/>	<input type="text" value="0"/>	<input type="text" value="0"/>	<input type="text" value="0"/>
White	<input type="text" value="5"/>	<input type="text" value="17"/>	<input type="text" value="0"/>	<input type="text" value="29"/>

Two or more races	<input type="text" value="0"/>	<input type="text" value="0"/>	<input type="text" value="0"/>	<input type="text" value="0"/>
Race and ethnicity unknown	<input type="text" value="0"/>	<input type="text" value="0"/>	<input type="text" value="0"/>	<input type="text" value="2"/>
<b>Total women</b>	5	20	0	37
<b>Total (men+women)</b>	5	32	0	40
Total from prior year	4	34		31

**Part B1 - Full-time Non-instructional Staff b□**

Employee Name	Employee ID	Position Title	Department	Reporting Supervisor	Start Date	End Date	Employment Type	Classification	Grade	Salary Range	Notes
---------------	-------------	----------------	------------	----------------------	------------	----------	-----------------	----------------	-------	--------------	-------

Black or African American	12	14	10	19	9
Native Hawaiian or Other Pacific Islander	0	0	0	0	0
White	66	93	55	105	70
Two or more races	1	3	0	3	5
	!	!			



**Part B1 - Full-time Non-instructional Staff by Occupational Category**

Occupational Category	Full-time Non-instructional Staff
-----------------------	-----------------------------------

American Indian or Alaska Native						
Asian	1	0	4	0	0	65
Black or African American	27	0	48	0	2	169
Native Hawaiian or Other Pacific Islander	0	0	2	0	0	2
White	23	1	133	0	2	838
Two or more races	0	0	5	0	0	20
Race and ethnicity unknown	4	0	11	0	0	76
<b>Total women</b>	63	1	224	0	4	1,271
<b>Total (men+women)</b>	130	2	263	48	19	2,368
Total from prior year	<b>134</b>		<b>325</b>	<b>56</b>	<b>12</b>	<b>2,493</b>







Institution: University of Missouri-Kansas City (178402)

User ID: 29C0011

**Number of Full-time Non-instructional Staff**

**As of November 1, 2018**

Occupational category	Total (carried forward from Part B1)	Non-medical school staff	Medical school staff
<u>Service Occupations</u> 31-0000 + 33-0000 + 35-0000 + 37-0000 + 39-0000	130	130	0
<u>Sales and Related Occupations</u> 41-0000	2	2	0
<u>Office and Administrative Support Occupations</u> 43-0000	263	246	17
<u>Natural Resources, Construction, and Maintenance Occupations</u> 45-0000 + 47-0000 + 49-0000	48	48	0
<u>Production, Transportation, and Material Moving Occupations</u> 51-0000 + 53-0000	19	17	2
<b>Total</b>		443	19
Total from prior year		<b>506</b>	<b>21</b>









Sales and Related Occupations 41-0000		
Office and Administrative Support Occupations 43-0000		17
Natural Resources, Construction, and Maintenance Occupations 45-0000 + 47-0000 + 49-0000		0
Production, Transportation, and Material Moving Occupations 51-0000 + 53-0000		2



**Part G2 - Salary Outlays for Instructional Staff**






**Part G3 - Average Salaries for In**

Category	Year	Average Salary
----------	------	----------------














Black or African American	<input type="text" value="0"/>	<input type="text" value="0"/>	<input type="text" value="2"/>	<input type="text" value="2"/>	<input type="text" value="0"/>
Native Hawaiian or Other Pacific Islander	<input type="text" value="0"/>	<input type="text" value="0"/>	<input type="text" value="0"/>	<input type="text" value="0"/>	<input type="text" value="0"/>
					



Asian	<input type="text" value="0"/>	<input type="text" value="1"/>	<input type="text" value="1"/>	<input type="text" value="0"/>	<input type="text" value="0"/>	20
Black or African American	<input type="text" value="4"/>	<input type="text" value="2"/>	<input type="text" value="6"/>	<input type="text" value="0"/>	<input type="text" value="0"/>	31
Native Hawaiian or Other Pacific Islander	<input type="text" value="0"/>	<input type="text" value="0"/>	<input type="text" value="0"/>	<input type="text" value="0"/>	<input type="text" value="0"/>	1
White	<input type="text" value="12"/>	<input type="text" value="17"/>	<input type="text" value="25"/>	<input type="text" value="0"/>	<input type="text" value="0"/>	295
Two or more races	<input type="text" value="1"/>	<input type="text" value="0"/>	<input type="text" value="1"/>	<input type="text" value="0"/>	<input type="text" value="0"/>	3
Race and ethnicity unknown	<input type="text" value="5"/>	<input type="text" value="15"/>	<input type="text" value="0"/>	<input type="text" value="0"/>	<input type="text" value="0"/>	53
<b>Total women</b>	27	38	34	0	0	428
<b>Total (men+women)</b>	28	63	39	0	0	808
Total from prior year	<b>30</b>	<b>55</b>	<b>39</b>			<b>857</b>

**Number of Graduate Assistants**

**As of November 1, 2018**

- Report Hispanic/Latino individuals of any race as Hispanic/Latino
- Report race for non-Hispanic/Latino individuals only

Race/ethnicity	<u>Teaching</u> 25-9044	<u>Research</u>	<u>Other</u> 11-0000, 13-0000, 15-0000, 17-0000, 19-0000, 21-0000, 23-0000, 27-0000, 25-4000, 25-4010, 25-4020, 25-4030, 25-2000, 25-3000, 25-9000, 29-0000	Total
<u>Nonresident alien</u>	<input type="text" value="50"/>	<input type="text" value="48"/>	<input type="text" value="14"/>	112
<u>Hispanic/Latino</u>	<input type="text" value="12"/>	<input type="text" value="3"/>	<input type="text" value="3"/>	18
<u>American Indian or Alaska Native</u>	<input type="text" value="1"/>	<input type="text" value="0"/>	<input type="text" value="0"/>	1
<u>Asian</u>	<input type="text" value="6"/>	<input type="text" value="1"/>	<input type="text" value="2"/>	9
<u>Black or African American</u>	<input type="text" value="1"/>	<input type="text" value="3"/>	<input type="text" value="4"/>	8
<u>Native Hawaiian or Other Pacific Islander</u>	<input type="text" value="0"/>	<input type="text" value="0"/>	<input type="text" value="0"/>	0
<u>White</u>	<input type="text" value="55"/>	<input type="text" value="25"/>	<input type="text" value="10"/>	90
Two or more races	<input type="text" value="2"/>	<input type="text" value="1"/>	<input type="text" value="2"/>	5
<u>Race and ethnicity unknown</u>	<input type="text" value="17"/>	<input type="text" value="9"/>	<input type="text" value="8"/>	34
<b>Total men</b>	144	90	43	277

Race/ethnicity	<u>Teaching</u> 25-9044	<u>Research</u>	<u>Other</u> 11-0000, 13-0000, 15-0000, 17-0000, 19-0000, 21-0000, 23-0000, 27-0000, 25-4000, 25-4010, 25-4020, 25-4030, 25-2000, 25-3000, 25-9000, 29-0000	Total
Nonresident alien	<input type="text" value="27"/>	<input type="text" value="19"/>	<input type="text" value="9"/>	55
Hispanic/Latino	<input type="text" value="6"/>	<input type="text" value="3"/>	<input type="text" value="3"/>	12

120736 42564 cm 0 0 m5772 0











**Part E - Part-time Staff by Medical School Status**













**Part H - New Hires, Full-time Instructional Staff by Tenure Status**

Number of Newly Hired Full-time Permanent Instructional Staff


Asian	<input type="text" value="0"/>	<input type="text" value="0"/>	<input type="text" value="0"/>	<input type="text" value="2"/>	<input type="text" value="0"/>	<input type="text" value="0"/>	<input type="text" value="0"/>	2
Black or African American	<input type="text" value="0"/>	<input type="text" value="0"/>	<input type="text" value="0"/>	<input type="text" value="1"/>	<input type="text" value="0"/>	<input type="text" value="0"/>	<input type="text" value="0"/>	1
Native Hawaiian or Other Pacific Islander	<input type="text" value="0"/>	<input type="text" value="0"/>	<input type="text" value="0"/>	<input type="text" value="0"/>	<input type="text" value="0"/>	<input type="text" value="0"/>	<input type="text" value="0"/>	0
White	<input type="text" value="0"/>	<input type="text" value="2"/>	<input type="text" value="0"/>	<input type="text" value="5"/>	<input type="text" value="0"/>	<input type="text" value="0"/>	<input type="text" value="0"/>	7
Two or more races	<input type="text" value="0"/>	<input type="text" value="0"/>	<input type="text" value="0"/>	<input type="text" value="1"/>	<input type="text" value="0"/>	<input type="text" value="0"/>	<input type="text" value="0"/>	1
Race and ethnicity unknown	<input type="text" value="0"/>	<input type="text" value="1"/>	<input type="text" value="0"/>	<input type="text" value="4"/>	<input type="text" value="0"/>	<input type="text" value="0"/>	<input type="text" value="0"/>	5
<b>Total women</b>	0	3	0	16	0	0	0	19
<b>Total (men+women)</b>	3	7	0	29	0	0	0	 39

Institution: University of Missouri-Kansas City (178402)

User ID: 29C0011

**Part H - New Hires, Full-time Staff by Occupational Category**

**Number of Newly Hired Full-time Staff**

(Hired full-time between November 1, 2017 - October 31, 2018)

- Report Hispanic/Latino individuals of any race as Hispanic/Latino
- Report race for non-Hispanic/Latino individuals only
- Include both medical school and non-medical school staff

Race/ethnicity	<u>Instructional Staff</u> (from Part H, screen 1)	<u>Research staff</u>	<u>Public Service staff</u>	<u>Library and Student and Academic Affairs and Other Education Services Occupations</u> 25-4000 + 25-2000 + 25-3000 + 25-9000
<u>Nonresident alien</u>	4	<input type="text" value="0"/>	<input type="text" value="0"/>	<input type="text" value="0"/>
<u>Hispanic/Latino</u>	0	<input type="text" value="0"/>	<input type="text" value="0"/>	<input type="text" value="0"/>
<u>American Indian or Alaska Native</u>	0	<input type="text" value="0"/>	<input type="text" value="0"/>	<input type="text" value="0"/>
<u>Asian</u>	1	<input type="text" value="0"/>	<input type="text" value="0"/>	<input type="text" value="0"/>
<u>Black or African American</u>	1	<input type="text" value="0"/>	<input type="text" value="0"/>	<input type="text" value="0"/>
<u>Native Hawaiian or Other Pacific Islander</u>	1	<input type="text" value="0"/>	<input type="text" value="0"/>	<input type="text" value="0"/>
<u>White</u>	9	<input type="text" value="1"/>	<input type="text" value="0"/>	<input type="text" value="1"/>
Two or more races	0	<input type="text" value="0"/>	<input type="text" value="0"/>	<input type="text" value="0"/>
<u>Race and ethnicity unknown</u>	4	<input type="text" value="0"/>	<input type="text" value="0"/>	<input type="text" value="0"/>
<b>Total men</b>	20	1	0	1


Race/ethnicity	<u>Instructional Staff</u> (from Part H, screen 1)	<u>Research staff</u>	<u>Public Service staff</u>	<u>Library and Student and Academic Affairs and Other Education Services Occupations</u> 25-4000 + 25-2000 + 25-3000 + 25-9000
Nonresident alien	2	<input type="text" value="0"/>	<input type="text" value="0"/>	<input type="text" value="0"/>
Hispanic/Latino	1	<input type="text" value="0"/>	<input type="text" value="0"/>	<input type="text" value="0"/>
American Indian or Alaska Native	0	<input type="text" value="0"/>	<input type="text" value="0"/>	<input type="text" value="0"/>
Asian	2	<input type="text" value="0"/>	<input type="text" value="0"/>	<input type="text" value="0"/>
Black or African American	1	<input type="text" value="0"/>	<input type="text" value="1"/>	<input type="text" value="2"/>
Native Hawaiian or Other Pacific Islander	0	<input type="text" value="0"/>	<input type="text" value="0"/>	<input type="text" value="0"/>
White	7	<input type="text" value="1"/>	<input type="text" value="0"/>	<input type="text" value="9"/>
Two or more races	1			

		<input type="text" value="0"/>	<input type="text" value="0"/>	<input type="text" value="0"/>
Race and ethnicity unknown	5	<input type="text" value="0"/>	<input type="text" value="0"/>	<input type="text" value="2"/>
<b>Total women</b>	19	1	1	13
<b>Total (men+women)</b>	39	2	1	14

Part H - New Hires, Full-time Staff by Occupational Category


Black or African American	<input type="text" value="2"/>	<input type="text" value="0"/>	<input type="text" value="2"/>	<input type="text" value="2"/>	<input type="text" value="0"/>
Native Hawaiian or Other Pacific Islander	<input type="text" value="0"/>	<input type="text" value="0"/>	<input type="text" value="0"/>	<input type="text" value="0"/>	<input type="text" value="0"/>
White	<input type="text" value="5"/>	<input type="text" value="11"/>	<input type="text" value="10"/>	<input type="text" value="14"/>	<input type="text" value="19"/>
Two or more races	<input type="text" value="0"/>	<input type="text" value="0"/>	<input type="text" value="0"/>	<input type="text" value="0"/>	<input type="text" value="3"/>
Race and ethnicity unknown	<input type="text" value="0"/>	<input type="text" value="2"/>	<input type="text" value="3"/>	<input type="text" value="6"/>	<input type="text" value="16"/>
Total women	7	16	15	25	49
Total (men+women)	13	20	26	40	127

Part H - New Hires, Full-time Staff by Occupational Category


Hispanic/Latino	<input type="text" value="1"/>	<input type="text" value="0"/>	<input type="text" value="5"/>	<input type="text" value="0"/>	<input type="text" value="0"/>	11
American Indian or Alaska Native	<input type="text" value="0"/>	<input type="text" value="0"/>	<input type="text" value="0"/>	<input type="text" value="0"/>	<input type="text" value="0"/>	0
Asian	<input type="text" value="0"/>	<input type="text" value="0"/>	<input type="text" value="0"/>	<input type="text" value="0"/>	<input type="text" value="0"/>	11
Black or African American	<input type="text" value="1"/>	<input type="text" value="0"/>	<input type="text" value="5"/>	<input type="text" value="0"/>	<input type="text" value="0"/>	16
Native Hawaiian or Other Pacific Islander	<input type="text" value="0"/>	<input type="text" value="0"/>	<input type="text" value="0"/>	<input type="text" value="0"/>	<input type="text" value="0"/>	0
White	<input type="text" value="1"/>	<input type="text" value="1"/>	<input type="text" value="16"/>	<input type="text" value="0"/>	<input type="text" value="1"/>	95
Two or more races	<input type="text" value="0"/>	<input type="text" value="0"/>	<input type="text" value="0"/>	<input type="text" value="0"/>	<input type="text" value="0"/>	4
Race and ethnicity unknown	<input type="text" value="3"/>	<input type="text" value="0"/>	<input type="text" value="8"/>	<input type="text" value="0"/>	<input type="text" value="0"/>	45
Total women	6	1	34	0	1	188
Total (men+women)	11	2	45	1	2	 343



Institution: University of Missouri-Kansas City (178402)

User ID: 29C0011

Human Resources Survey Evaluation

Were any staff members difficult to categorize? If so, please explain in the box below.

<div data-bbox="48 220 1323 262" style="background-color: #f0f0f0; height: 20px;"></div> <div data-bbox="48 262 1323 493" style="border: 1px solid #ccc; min-height: 110px;"></div>
---

Prepared by


Summary

Human Resources Component Summary

IPEDS collects important information regarding your institution's survey components become available in the IPEDS Data Center in various Department of Education

ur institution. All data reported in IPEDS Data Center and appear as aggregated data



Human Resources

University of Missouri-Kansas City (178402)

Source	Description	Severity	Resolved	Options
--------	-------------	----------	----------	---------

Global Edits

Perform Edits	The number of newly hired, full-time men of Race and ethnicity unknown in Service Occupations reported in Part H (3) exceeds the total number of these staff reported in Part B (1). Please correct your data. (Error #1202)	Fatal	Yes	
---------------	--	-------	-----	--

Reason:	Overridden by administrator. Institution indicates that these staff were hired between 11/1/17 - 10/31/18 but were no longer on the payroll as of 11/1/2018. RD
---------	---

Related Screens:	B1 - FT Non-instructional, Occupation - 4, H - New Hires, Occupation - 3
------------------	--

Perform Edits	The number of newly hired, full-time men of Race and ethnicity unknown in Office and Administrative Support Occupations reported in Part H (2) exceeds the total number of these staff reported in Part B (1). Please correct your data. (Error #1238)	Fatal	Yes	
---------------	--	-------	-----	--

Reason:	Overridden by administrator. Institution indicates that these staff were hired between 11/1/17 - 10/31/18 but were no longer on the payroll as of 11/1/2018. RD
---------	---

Related Screens:	B1 - FT Non-instructional, Occupation - 4, H - New Hires, Occupation - 3
------------------	--

Screen: B1 - FT Non-instructional, Occupation - 3

Upload File	This number is outside the expected range of -1.1(a)iuE.se1(a)iuEed in a Paged aagstedin			



