



0

1)

2

9

-

0

-

-

0

0)

-

-

-

3

-

3

-

3

-

8

1

8

7

8

5

-

7

-

-

9

1

0

7

-

-

9

2

7

7

1

6

3

-

3

-

s)

13
(13)

8
(5)

689

570

713

-

2

974

979)

607

372)

-

-

009)

-

705

-

304)

676)

-

-

3

140)

457)

560)

830)

456


-

456


626

Due to Other Funds	-	-	-	-	-	-	-
Total Current Liabilities	110,719,404	-	-	153,487,473	903,124	26,457,353	291,567,355


Total Liabilities and Net Assets	\$	281,594,203	\$	4,312	\$	2,840,184	\$	240,955,435	\$	43,344,397	\$	26,457,353	\$	595,195,883
----------------------------------	----	-------------	----	-------	----	-----------	----	-------------	----	------------	----	------------	----	-------------



Net Assets, End of Year	\$	118,261,314	\$	4,312	\$	2,840,184	\$	87,467,962	\$	11,761,129	\$	220,334,901
-------------------------	----	-------------	----	-------	----	-----------	----	------------	----	------------	----	-------------



7
7



(b) Items and expenses are included in the category of "Personal and household expenses."

Total Unrestricted	141,374	-	-	2,242	-	475	124,051
Total Loan Funds	\$ 2,709,573	\$ -	\$ -	\$ 176,617	\$ -	\$ (46,006)	\$ 2,840,184

2005 ENDOWED CHAIRS	2,575,590	-	64,657	231,771	-	-	2,872,018
Total Income Unrestricted	49,509,332	-	(1,488,467)	4,217,366	-	-	52,238,231
Total Quasi Endowment Funds	51,837,286	-	(1,565,501)	4,415,055	-	-	54,686,840
Unitrust, Life Income and Charitable Gift Funds:							
Unitrust Funds -							
Total Unitrust Funds	-	-	-	-	-	-	-
Life Income Funds -							
Total Life Income Funds	-	-	-	-	-	-	-

